

OUTLINE GAS - COPPER



Gas hobs

Code: 7440 008



DETAILS

Coloring Copper

Edge/Installation Type Flush-mount | Top-mount

Material AISI 304 stainless steel

Texture Brushed in line

Supply 220-240 V; 50/60 Hz

Dimensions 873x513 mm

Base size 90cm

Heating element Five burners

Built-in hole [View technical data sheet](#)

Grids Cast iron grids and enamelled burner covers

Width 87 cm

Total power 9.500 W

Auxiliary 2x1.000 W

Semirapid 2 x 1.750 W

Double crown 4.000 W

Safety Safety valve with quick-acting thermocouple

Ignition Electric ignition under knob

Gas type Tested for installation with natural gas, LPG nozzle set included.

Type Gas Hob

FEATURES

Cast iron grids Cast-iron is the ideal material for an hob grid, this due to the manifold properties characterising it: high heat capacity that improves cooking performance; high weight and stability that improve safety; sturdiness that preserves the hob's original aspect over time; easy cleaning.

Precise Power Flat burners with PrecisePower system: great control in flame-settings. Maximum precision in regulating the flame, thanks to the 10 pre-set levels of the PrecisePower system. And as a benefit, the nice and ultra-low look of the new Flat burners.

Safe cooking

All Foster cooker hobs are equipped with safety valves. They shut off the gas supply very quickly if the flame accidentally goes out.

Special burners

Many Foster hobs are equipped with special burners, with two or three rings of fire that greatly increase the power delivered and the heated surface. In the DUAL models the two fire crowns also have independent ignition, making these burners perfect for both intensive and delicate cooking.

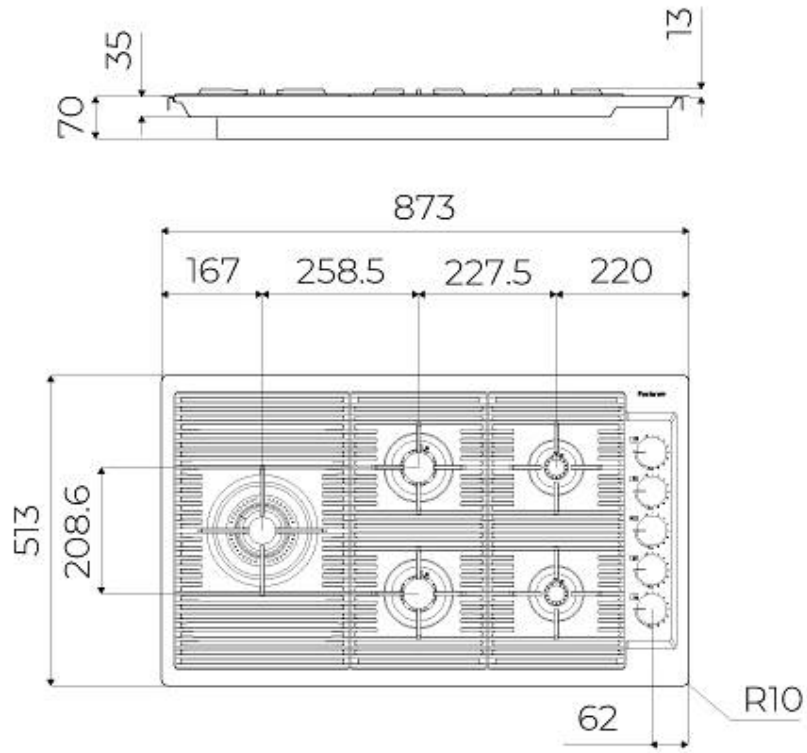
Ultra-flat hob


Design meets functionality in the the ultra-flat models. Elegant grids that form a generously sized overall surface.

Under-knob ignition

The utmost freedom of movement with electronic under-knob ignition, a common feature of all models that allows a one-hand ignition of the burner.


TECHNICAL DATA





FTS - cut out

FT - cut out



OPTIONAL ACCESSORIES



Cast iron wok support
9601 727

RECOMMENDED PAIRINGS



OUTLINE COPPER
6602 008